



Jewels of Odisha

GOVERNANCE DYNAMICS OF ODISHA A CITIZEN SENTIMENT SURVEY 2024





Jewels of Odisha

Celebrating Excellence, Inspiring Tomorrow



In the dynamic landscape of governance and development, understanding public sentiment is paramount for informed decision-making and effective policy implementation. As such, this report presents the findings of a comprehensive survey conducted to gauge public opinion on various aspects of governance and development in Odisha. With a robust sample size of 10,400 respondents, the survey aimed to elucidate citizens' perspectives on the performance of the current government, priorities for the future, and preferences for leadership in the upcoming elections.

Odisha has witnessed significant socio-economic transformations in recent years under the leadership of Chief Minister Naveen Patnaik. With a focus on inclusive growth, welfare schemes, and infrastructure development, the government has embarked on a journey to uplift the lives of its citizens and propel the state towards prosperity. Against this backdrop, this survey seeks to assess public satisfaction with the government's performance, identify key areas of concern, and offer insights into citizens' aspirations and expectations for the future.

Through a structured questionnaire comprising a diverse range of topics, including healthcare, education, agriculture, infrastructure, employment, and governance, the survey endeavors to capture the nuances of public opinion and sentiment across different segments of society. By analyzing the responses and discerning prevailing trends and patterns, this report aims to provide valuable insights for policymakers, political stakeholders, and the wider public discourse.

The findings of this survey carry significant implications for governance, electoral dynamics, and public policy in Odisha. By elucidating citizen perspectives and preferences, policymakers can align their priorities and initiatives with public expectations, foster greater accountability and transparency, and ensure responsive and inclusive governance. As such, this report serves as a timely contribution to the discourse on governance and development in Odisha and seeks to empower stakeholders with actionable insights to shape a better future for the state and its citizens.



The following executive summary presents key findings from a comprehensive survey conducted to gauge public sentiment regarding governance and development in Odisha. With a sample size of 10,400 respondents, the survey sought to understand public opinion on various aspects of the current government's performance and preferences for the upcoming elections.

Public Satisfaction with the Current Government

Analysis of responses reveals a notable level of satisfaction among respondents with the performance of the current government led by Naveen Patnaik. A significant majority of respondents, comprising 72.7%, expressed satisfaction with the government's performance, with 45.5% indicating they were very satisfied and 27.2% reporting they were satisfied. This positive sentiment underscores the perceived effectiveness of government policies, programs, and leadership in addressing the needs and aspirations of citizens.



Desire for Continuity in Leadership

Furthermore, the survey indicates a strong desire among respondents for continuity in leadership, with a significant majority expressing their preference for Naveen Patnaik to form the next government in Odisha. A resounding 66.2% of respondents expressed their desire for Naveen Patnaik to lead the next government, emphasizing a vote of confidence in his leadership and governance approach. This sentiment reflects the perceived trust and credibility that Naveen Patnaik has garnered among the electorate over the years.



Implications and Recommendations

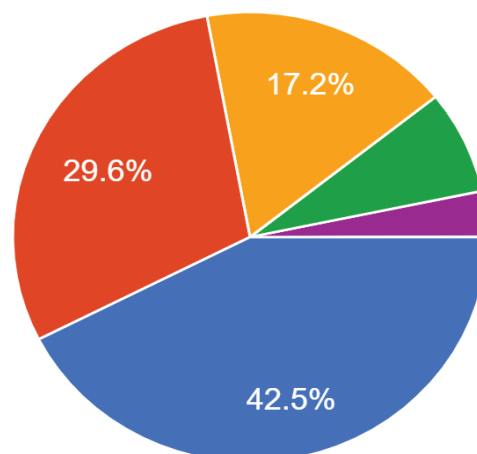
The findings of this survey carry significant implications for governance and electoral dynamics in Odisha. The overwhelming satisfaction with the current government and the strong endorsement of Naveen Patnaik's leadership signal a mandate for continuity and stability in governance. As such, it is recommended that policymakers and political stakeholders acknowledge and leverage this sentiment to build momentum for the upcoming elections. Emphasizing the government's achievements, addressing citizen concerns, and articulating a vision for the future aligned with public expectations will be critical in consolidating support and securing electoral success.



In conclusion, the survey underscores a prevailing sentiment of satisfaction with the current government's performance and a strong preference for continuity in leadership. By recognizing and responding to these sentiments, policymakers can strengthen democratic governance, enhance public trust, and advance the socio-economic development agenda for the benefit of all residents of Odisha.

Q.1. How satisfied are you with the various citizen-centric services offered by the Odisha government?

- Very Satisfied: 42.5%
- Satisfied: 29.6%
- Neutral: 17.2%
- Dissatisfied: 7.5%
- Very Dissatisfied: 3.3%



Analysis of Responses

The survey revealed that a substantial majority of respondents expressed positive sentiments towards the citizen-centric services provided by the Odisha government. Specifically, 42.5% of respondents indicated being 'Very Satisfied', while an additional 29.6% reported being 'Satisfied'. This cumulative satisfaction rate of approximately 72.1% underscores a generally favorable perception of the government's efforts in delivering services tailored to citizen needs.

Insights and Implications

While the majority of respondents expressed satisfaction with the citizen-centric services, it is noteworthy that a minority reported neutral or negative sentiments. Approximately 17.2% of respondents indicated being 'Neutral', while 7.5% reported being 'Dissatisfied', and 3.3% expressed being 'Very Dissatisfied'. These findings suggest that while the government has made commendable strides in meeting citizen needs, there remain areas for improvement to address the concerns of those who are not fully satisfied with the current services.

Recommendations for Action

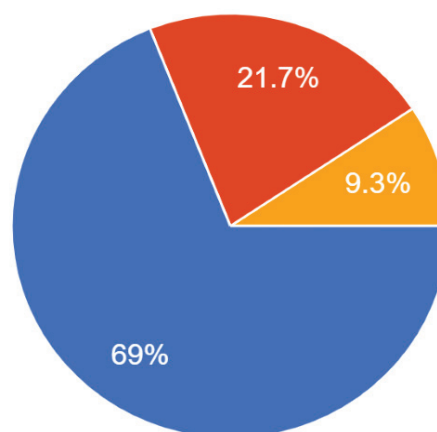
To build upon the positive sentiment expressed by the majority of respondents and address the concerns of those with neutral or negative views, it is recommended that the Odisha government undertake the following actions:

- Conduct in-depth analyses to identify specific areas of dissatisfaction and prioritize improvement efforts accordingly.
- Enhance communication and outreach efforts to ensure that citizens are aware of the full range of services available to them.
- Solicit feedback from citizens on an ongoing basis and incorporate their input into the design and delivery of citizen-centric services.
- Implement measures to enhance the efficiency and effectiveness of service delivery, with a focus on reducing wait times, improving accessibility, and enhancing overall service quality.

Q2. In your opinion, has the state of Health Services in Odisha improved over the past 5 years?



■ Yes: 69%
■ No: 21.7%
■ Don't know: 9.3%



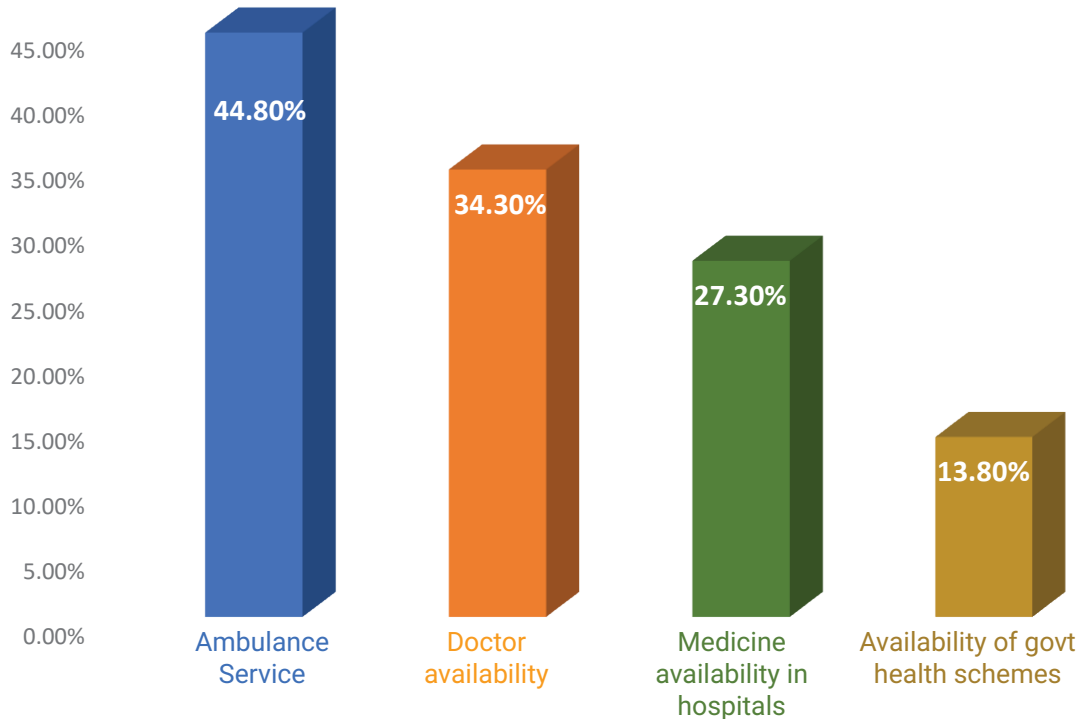
Analysis of Responses

The survey findings indicate that a significant majority of respondents, approximately 69%, believe that the state of health services in Odisha has improved over the past five years. This positive sentiment suggests a widespread perception of progress and development in the healthcare sector. Conversely, 21.7% of respondents reported that they do not perceive an improvement in health services, while 9.3% indicated uncertainty with the response option 'Don't know'.

Insights and Implications

The overwhelming majority of respondents expressing belief in the improvement of health services signals a positive outlook on the efforts undertaken by the Odisha government in the healthcare domain. This perception of improvement may be attributed to various factors such as infrastructure development, enhanced accessibility to healthcare facilities, and the implementation of healthcare programs and initiatives. However, the presence of a minority of respondents who do not perceive improvement suggests that there may be areas where progress has been less noticeable or areas that require further attention and investment.

Q2 (a). If yes, what are the areas you have seen improvement?



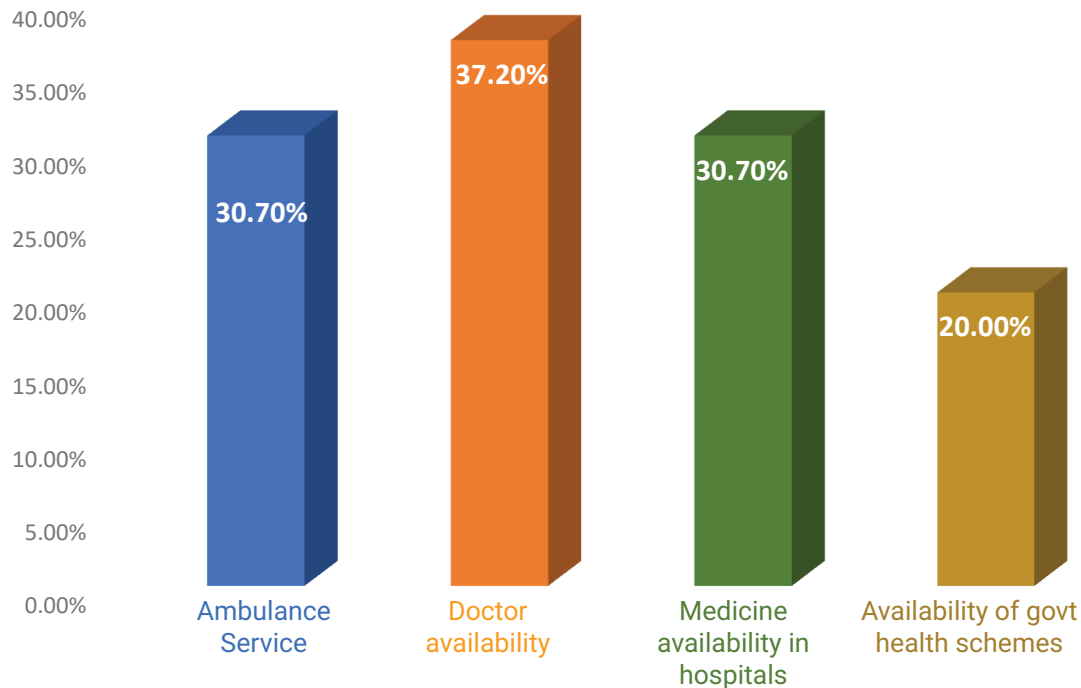
Analysis of Responses

Among the 69% of respondents who affirmed that the state of health services in Odisha has improved over the past 5 years, several key areas of improvement were identified. The majority of respondents cited the ambulance service as the most noticeable area of enhancement, with 44.8% indicating improvements in this aspect. Additionally, 34.3% of respondents noted improvements in doctor availability, while 27.3% reported better medicine availability in hospitals. Furthermore, 13.8% of respondents highlighted improvements in the availability of government health schemes as contributing to the overall enhancement of health services in the state.

Insights and Implications

The data reveals a multifaceted view of improvements in health services in Odisha, with respondents acknowledging progress across various aspects of healthcare delivery. The significant emphasis on improvements in ambulance services underscores the importance of efficient emergency medical transportation, while enhancements in doctor and medicine availability indicate strides towards better access to healthcare resources. Moreover, the recognition of improvements in government health schemes suggests a positive impact on healthcare affordability and accessibility for the populace.

Q2 (b). If no, what are the areas you want to see improvement?



Analysis of Responses

Among the 21.7% of respondents who indicated that they have not observed improvements in health services in Odisha over the past 5 years, several key areas for enhancement were identified. A significant proportion of respondents expressed a desire for improvements in doctor availability, with 37.2% highlighting this as a priority area. Additionally, substantial percentages of respondents cited the need for enhancements in ambulance services (30.7%), medicine availability in hospitals (30.7%), and the availability of government health schemes (20%) as crucial areas for improvement.

Insights and Implications

The data underscores the importance of addressing gaps in healthcare delivery identified by respondents who have not perceived improvements in health services. The emphasis on improving doctor availability reflects the critical role of healthcare professionals in delivering quality care, while concerns about ambulance services, medicine availability, and government health schemes highlight broader challenges in healthcare infrastructure, logistics, and policy implementation. Addressing these areas of concern is essential for ensuring equitable access to quality healthcare services for all citizens of Odisha.

Recommendations for Action

1. Enhance Access to Healthcare

Improve accessibility to healthcare facilities, especially in rural and remote areas, by investing in infrastructure and mobile health services.

2. Strengthen Primary Healthcare

Prioritize strengthening primary healthcare services, including the provision of essential medicines and basic medical facilities, to ensure comprehensive coverage and early intervention.

3. Address Staff Shortages

Address staffing shortages and improve the distribution of healthcare professionals across regions to enhance service delivery and reduce waiting times.

4. Expand Health Awareness Programs

Implement targeted health awareness and education programs to promote preventive healthcare practices and encourage early diagnosis and treatment of diseases.

5. Improve Quality of Care

Focus on enhancing the quality of healthcare services by implementing standardized protocols, improving facilities, and ensuring the availability of trained medical staff.

6. Invest in Technology

Embrace digital health initiatives and telemedicine platforms to bridge gaps in healthcare access, facilitate remote consultations, and improve healthcare delivery efficiency.

7. Strengthen Public-Private Partnerships

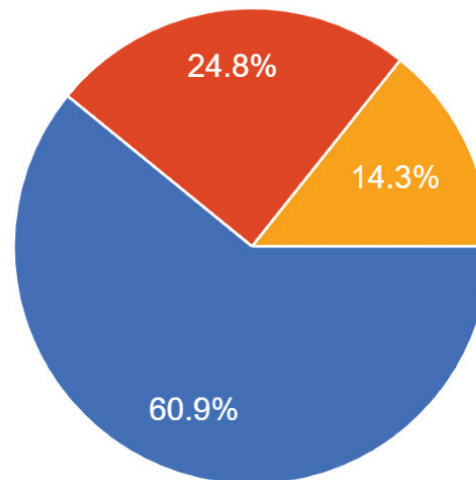
Foster collaboration between the government and private sector healthcare providers to leverage resources, improve service delivery, and expand healthcare coverage.

8. Ensure Affordability

Take measures to make healthcare services more affordable and accessible to all sections of society, including the provision of subsidized or free treatment options for marginalized communities.

Q3. In your opinion, has the state of Education in Odisha improved over the past 5 years?

- Yes: 60.9%
- No: 24.8%
- Don't Know: 14.3%



Analysis of Responses

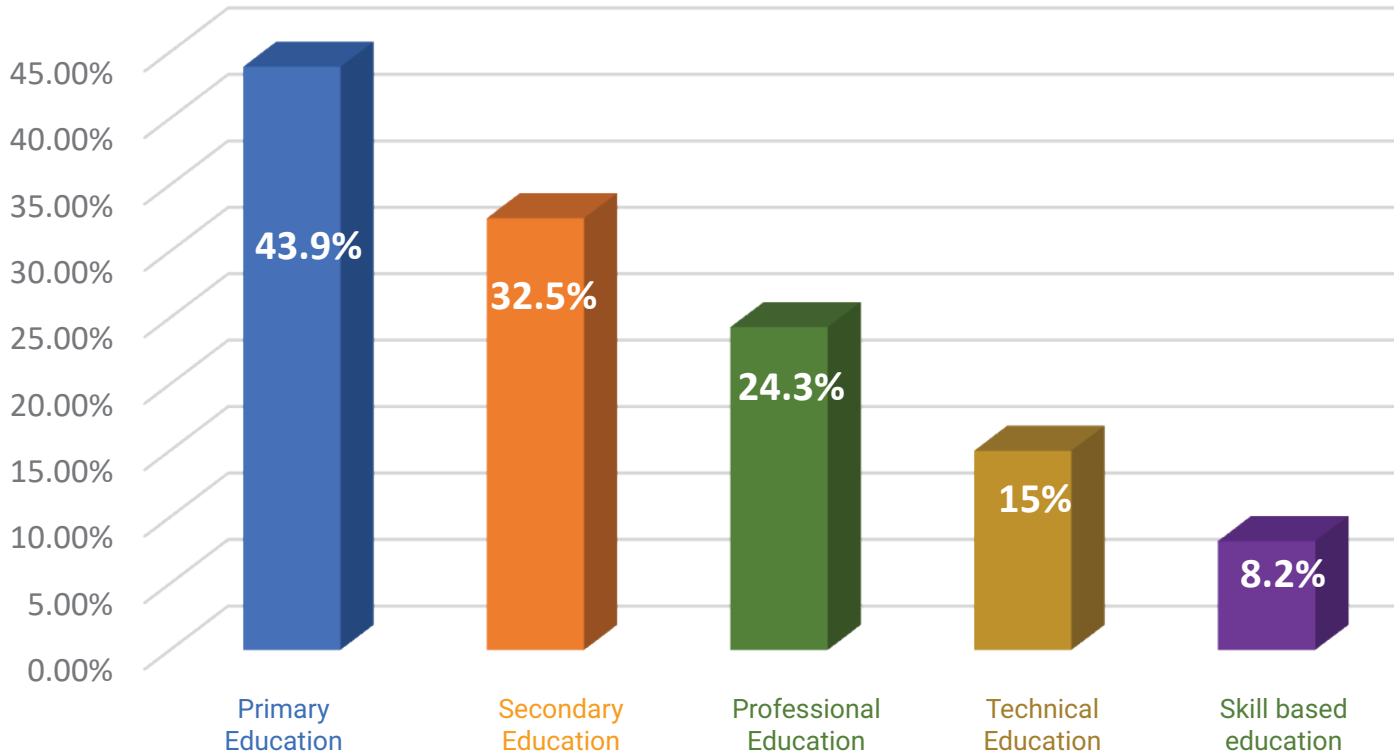
According to the survey results, a significant majority of respondents, accounting for 60.9%, believe that the state of education in Odisha has improved over the past 5 years. However, it is important to note that a notable proportion of respondents, comprising 24.8%, indicated that they do not perceive any improvement, while a smaller percentage, 14.3%, expressed uncertainty about the matter.

Insights and Implications

The data suggests a generally positive perception of improvements in education in Odisha among the majority of respondents. This is indicative of potential progress made by the government in various aspects of the education sector, such as infrastructure development, quality enhancement initiatives, and access to educational opportunities. However, the presence of respondents who do not perceive improvements or are uncertain underscores the need for further examination to understand the factors influencing these perceptions and identify areas for targeted interventions.



Q3 (a). If yes, what are the areas you have seen improvement?



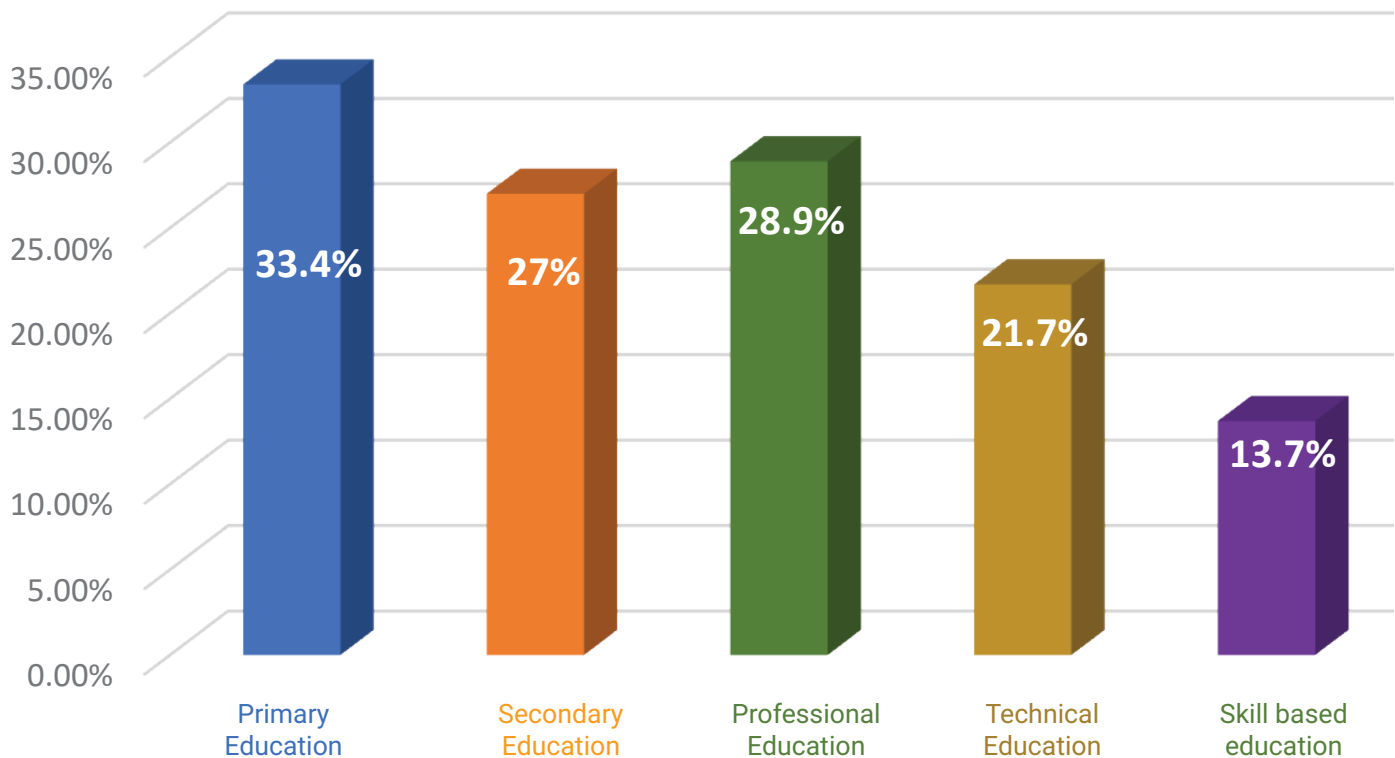
Analysis of Responses

Among the respondents who indicated that the state of education in Odisha has improved over the past 5 years (60.9%), several key areas of improvement were identified. The majority of respondents cited improvements in primary education, with 43.9% highlighting this as a notable area of progress. Additionally, a significant proportion of respondents reported improvements in secondary education (32.5%), while 24.3% respondents identified enhancements in professional education, 15% in technical education, and 8.2% in skill-based education.

Insights and Implications

The data reveals a multifaceted view of improvements in education in Odisha, with respondents acknowledging progress across various levels and domains of education. The emphasis on improvements in primary education underscores the foundational importance of early childhood education in laying the groundwork for lifelong learning and development. Similarly, improvements in secondary education are indicative of efforts to enhance access to quality secondary schooling opportunities. Furthermore, the recognition of advancements in professional, technical, and skill-based education reflects broader efforts to align educational offerings with evolving industry needs and enhance workforce readiness.

Q3 (b). If no, what are the areas you want to see improvement?



Analysis of Responses

Among the respondents who indicated that they do not perceive improvements in education in Odisha over the past 5 years (24.8%), several key areas for enhancement were identified. A substantial proportion of respondents expressed a desire for improvements in primary education (33.4%), professional education (28.9%), secondary education (27%) and technical education (21.7%). Additionally, significant percentages of respondents highlighted the need for enhancements in skill-based education (13.7%) as crucial areas for improvement.

Insights and Implications

The data underscores the importance of addressing gaps in various domains of education identified by respondents who do not perceive improvements. The emphasis on improvements in professional and technical education reflects the need for aligning educational offerings with industry requirements and enhancing workforce skills and competencies. Furthermore, concerns about primary and secondary education highlight the importance of ensuring foundational learning opportunities for all children, while the recognition of skill-based education underscores the need for promoting practical, job-oriented training programs to enhance employability and economic opportunities.

Recommendations for Action

1. Conduct Comprehensive Assessments

Conduct detailed assessments to identify specific areas of progress and areas requiring attention within the education sector, ensuring a comprehensive understanding of the current landscape.

2. Implement Targeted Interventions

Implement targeted interventions to address identified gaps and enhance the quality and accessibility of education services, focusing on areas such as infrastructure, teacher training, curriculum development, and student support services.

3. Enhance Stakeholder Engagement

Enhance communication and engagement efforts to ensure that stakeholders, including parents, students, educators, and policymakers, are informed about ongoing initiatives and have opportunities to provide feedback and input, fostering a culture of collaboration and transparency.

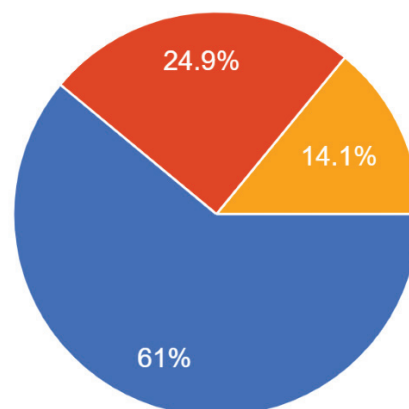
4. Strengthen Monitoring and Evaluation

Strengthen monitoring and evaluation mechanisms to track progress, measure outcomes, and ensure accountability in education sector interventions, enabling data-driven decision-making and continuous improvement.



Q4. In your opinion, has the state of Agriculture in Odisha improved over the past 5 years?

- Yes: 61%
- No: 24.9%
- Don't Know: 14.1%



Analysis of Responses

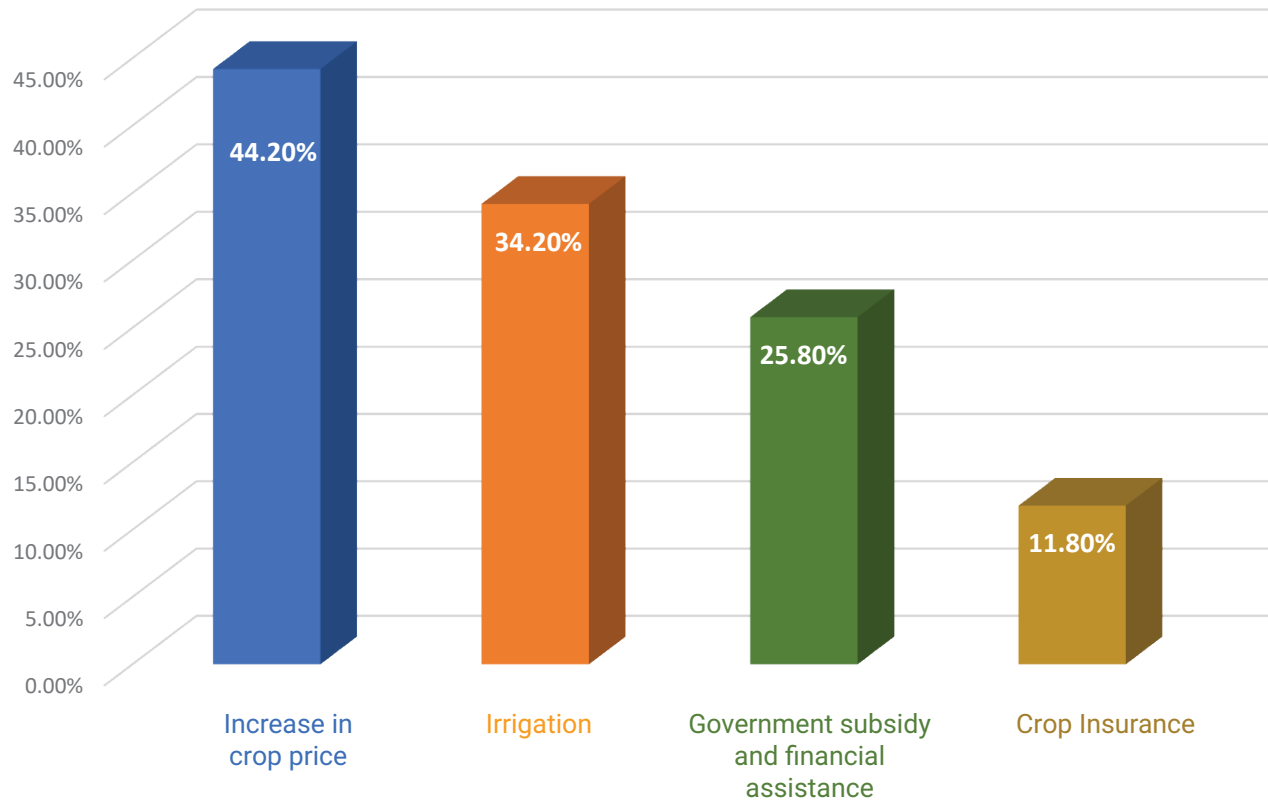
According to the survey results, a significant majority of respondents, accounting for 61%, believe that the state of agriculture in Odisha has improved over the past 5 years. However, it is important to note that a notable proportion of respondents, comprising 24.9%, indicated that they do not perceive any improvement, while a smaller percentage, 14.1%, expressed uncertainty about the matter.

Insights and Implications

The data suggests a generally positive perception of improvements in agriculture in Odisha among the majority of respondents. This is indicative of potential progress made by the government in various aspects of the agriculture sector, such as infrastructure development, technology adoption, farmer support initiatives, and market access enhancements. However, the presence of respondents who do not perceive improvements or are uncertain underscores the need for further examination to understand the factors influencing these perceptions and identify areas for targeted interventions.



Q4 (a). If yes, what are the areas you have seen improvement?



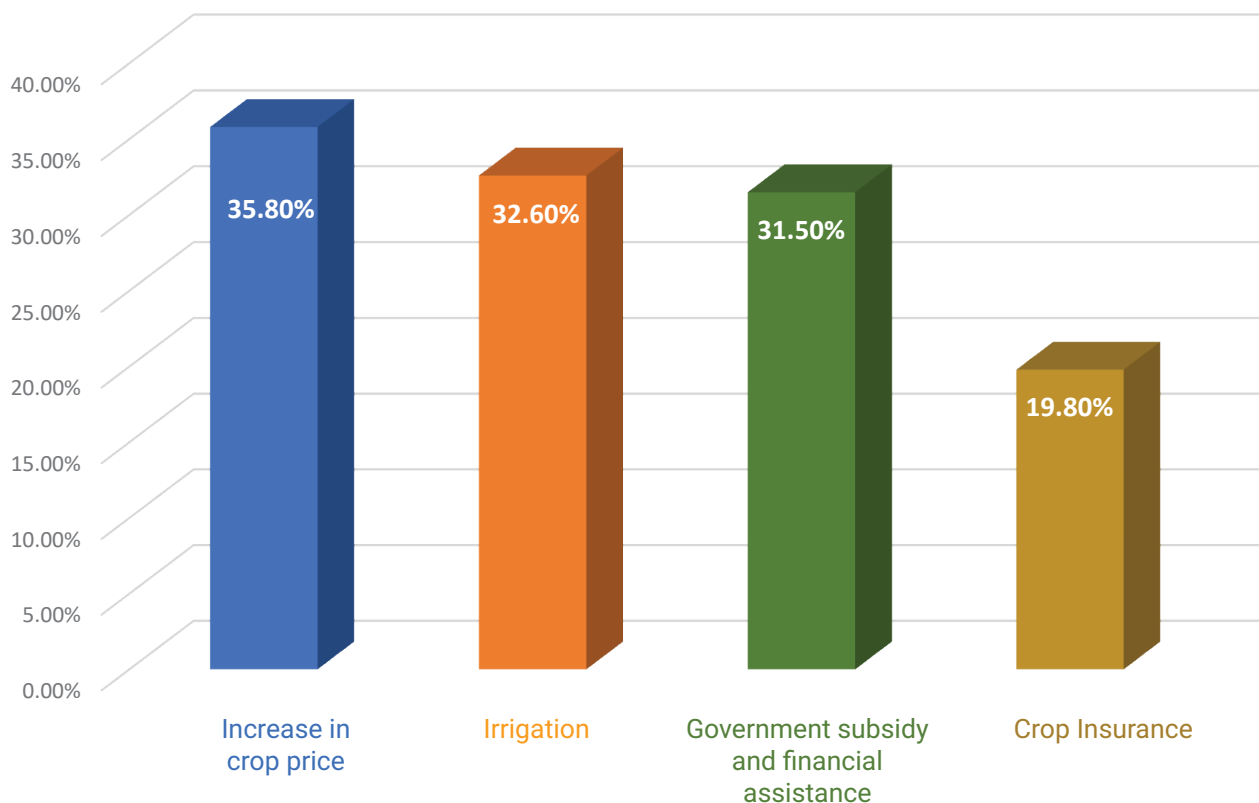
Analysis of Responses

According to the survey results, a significant majority of respondents, accounting for 61%, believe that the state of agriculture in Odisha has improved over the past 5 years. Among these respondents, several key areas of improvement were identified. The majority of respondents cited an increase in crop price (44.2%) as the most significant area of improvement. Additionally, substantial percentages of respondents reported improvements in irrigation (34.2%), government subsidy and financial assistance (25.8%), and crop insurance (11.8%).

Insights and Implications

The data suggests a generally positive perception of improvements in agriculture in Odisha among the majority of respondents. This indicates potential progress made by the government in various aspects of agricultural development, including policies and initiatives aimed at enhancing crop yields, promoting farmer welfare, and mitigating risks associated with farming. The emphasis on improvements in crop prices underscores the importance of ensuring fair and remunerative prices for farmers' produce, while advancements in irrigation, subsidies, and crop insurance reflect broader efforts to enhance agricultural productivity, sustainability, and resilience.

Q4 (b). If no, what are the areas you want to see improvement?



Analysis of Responses

Among the respondents who indicated that they do not perceive improvements in agriculture in Odisha over the past 5 years, several key areas for enhancement were identified. A significant proportion of respondents expressed a desire for improvements in increase in crop price (35.8%), and government subsidy and financial assistance (31.5%), indicating a need for enhanced support to farmers through financial incentives and assistance programs. Additionally, substantial percentages of respondents highlighted the need for enhancements in irrigation (32.6%), and crop insurance (19.8%) as crucial areas for improvement.

Insights and Implications

The data underscores the importance of addressing gaps in various aspects of agricultural support identified by respondents who do not perceive improvements. The emphasis on improvements in government subsidy and financial assistance reflects the critical role of government support in enhancing the economic viability and resilience of farming operations. Similarly, concerns about crop price, irrigation, and crop insurance highlight the need for policies and interventions aimed at improving farmers' income stability, access to water resources, and risk management mechanisms.

Recommendations for Action

1. Conduct Comprehensive Assessments

Conduct comprehensive assessments to evaluate the impact of agricultural policies, programs, and interventions implemented over the past 5 years, identifying areas of success and improvement opportunities.

2. Implement Targeted Interventions

Implement targeted interventions to address identified gaps and enhance the resilience, sustainability, and productivity of agricultural systems in Odisha, focusing on areas such as technology adoption, resource management, and capacity building.

3. Enhance Stakeholder Engagement

Strengthen extension services and farmer education initiatives to promote the adoption of best practices, technologies, and innovations that enhance agricultural productivity, profitability, and resilience, empowering farmers with the knowledge and skills needed for success.

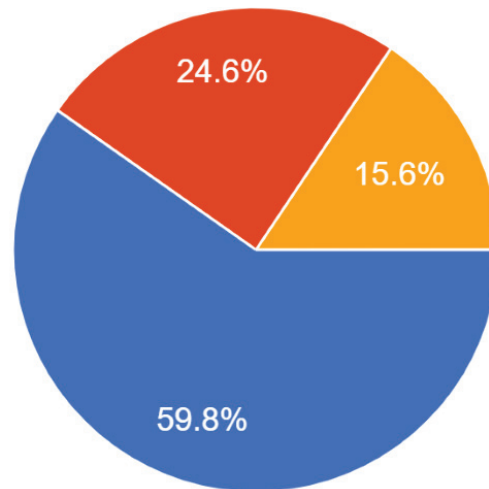
4. Enhance Market Linkages

Enhance market linkages, infrastructure, and value chain development efforts to improve access to markets, reduce post-harvest losses, and increase farmers' income and livelihood opportunities, fostering a more vibrant and inclusive agricultural economy.



Q5. In your opinion, has the state of Infrastructure in Odisha improved over the past 5 years?

- Yes: 59.8%**
- No: 24.6%**
- Don't know: 15.6%**



Analysis of Responses

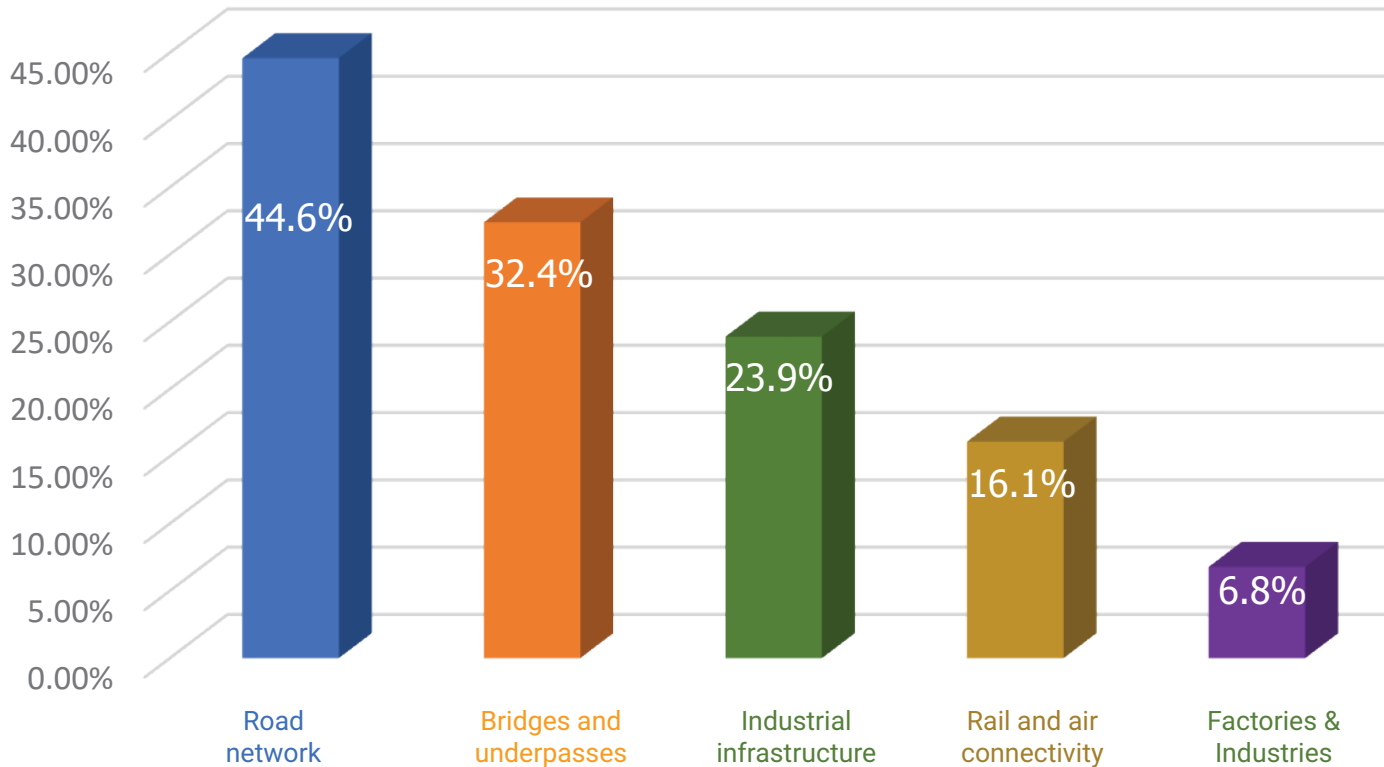
According to the survey results, a significant majority of respondents, accounting for 59.8%, believe that the state of infrastructure in Odisha has improved over the past 5 years. However, it is important to note that a notable proportion of respondents, comprising 24.6%, indicated that they do not perceive any improvement, while a smaller percentage, 15.6%, expressed uncertainty about the matter.

Insights and Implications

The data suggests a generally positive perception of improvements in infrastructure in Odisha among the majority of respondents. This indicates potential progress made by the government in various aspects of infrastructure development, including transportation, energy, water supply, and telecommunications. The emphasis on improvements in infrastructure underscores the importance of investing in critical infrastructure to support economic growth, enhance connectivity, and improve quality of life for residents. However, the presence of respondents who do not perceive improvements or are uncertain highlights the need for further examination to understand the factors influencing these perceptions and identify areas for targeted interventions.



Q5 (a). If yes, what are the areas you have seen improvement?



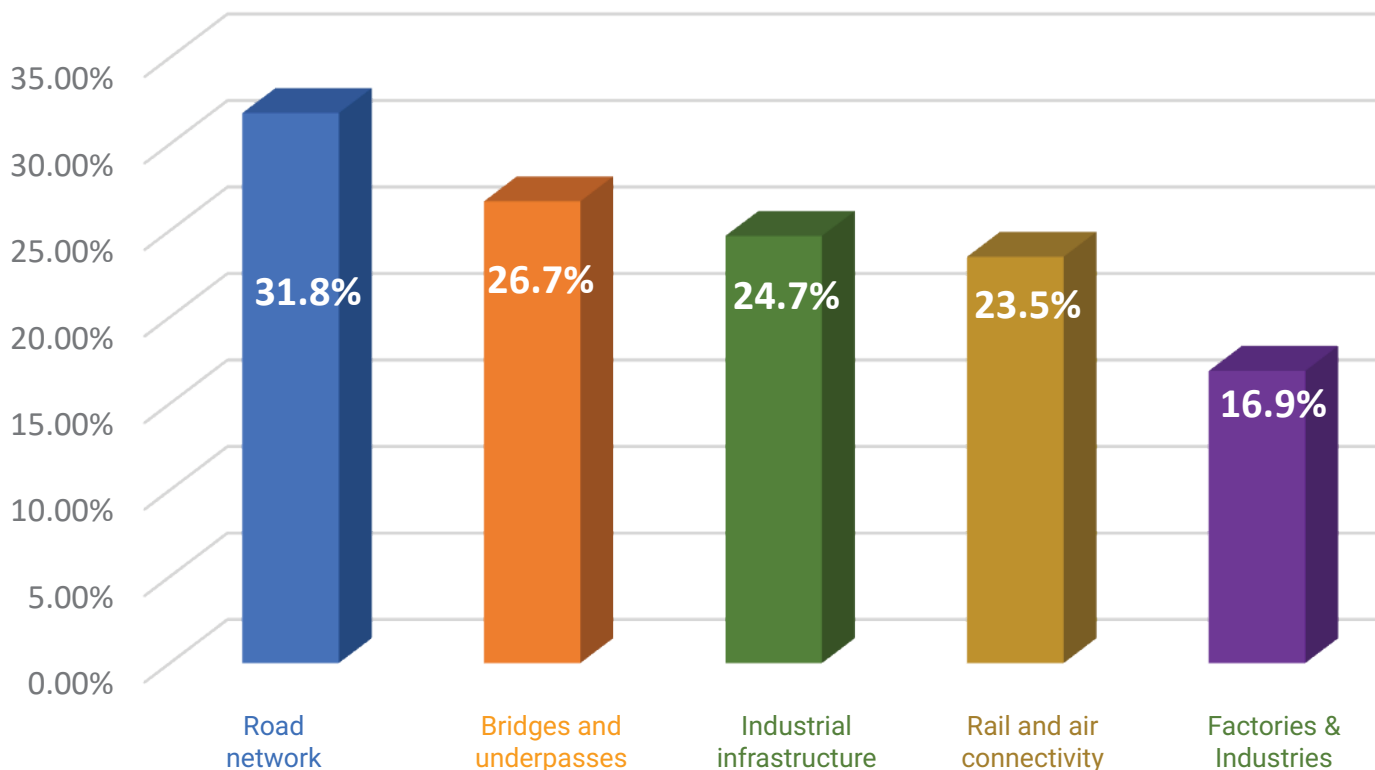
Analysis of Responses

Among the respondents who indicated that the state of infrastructure in Odisha has improved over the past 5 years (59.8%), several key areas of improvement were identified. The majority of respondents cited improvements in the road network (44.6%) as the most significant area of progress. Additionally, a substantial proportion of respondents reported improvements in bridges and underpasses (32.4%), while smaller percentages identified advancements in industrial infrastructure (23.9%), rail and air connectivity (16.1%), and factories & industries (6.8%).

Insights and Implications

The data underscores the importance of addressing gaps in various domains of infrastructure identified by respondents who perceive improvements. The emphasis on improvements in the road network reflects the critical role of transportation infrastructure in facilitating economic activity, mobility, and accessibility. Similarly, advancements in bridges and underpasses indicate efforts to enhance connectivity and address bottlenecks in transportation networks. Furthermore, improvements in industrial infrastructure, rail and air connectivity, and factories & industries suggest broader initiatives to attract investment, promote economic growth, and enhance the competitiveness of the state.

Q5 (b). If No, what are the areas you want to see improvement?



Analysis of Responses

Among the respondents who indicated that they do not perceive improvements in infrastructure in Odisha over the past 5 years, several key areas for enhancement were identified. A significant proportion of respondents expressed a desire for improvements in road network (31.8%) and bridges and underpasses (26.7%) indicating a need for enhanced transportation options. Similarly, there is a higher demand for improvements in industrial infrastructure (24.7%), rail and air connectivity (23.5%) to support economic development and mobility. Additionally, substantial percentages of respondents highlighted the need for enhancements in factories & industries (16.9%) as crucial areas for improvement.

Insights and Implications

The data underscores the importance of addressing gaps in various domains of infrastructure identified by respondents who do not perceive improvements. The emphasis on improvements in rail and air connectivity reflects the critical role of transportation infrastructure in facilitating economic activity, promoting tourism, and enhancing connectivity within and beyond the state. Similarly, concerns about industrial infrastructure, factories & industries, and road network highlight the need for policies and interventions aimed at supporting economic growth, attracting investment, and improving accessibility and mobility for residents and businesses.

Recommendations for Action

1. Continue Infrastructure Investments

Continue investments in critical infrastructure projects to address existing gaps and enhance connectivity, accessibility, and reliability of infrastructure services, prioritizing projects that support economic development and stimulate growth.

2. Prioritize Economic Infrastructure

Prioritize infrastructure projects that support economic development, such as transportation networks, energy infrastructure, and digital connectivity, to stimulate growth and create employment opportunities, fostering a conducive environment for investment and development.

3. Enhance Maintenance and Upkeep

Enhance maintenance and upkeep of existing infrastructure assets to ensure their longevity, functionality, and safety for residents and users, optimizing the lifespan of infrastructure investments and preserving their value over time.

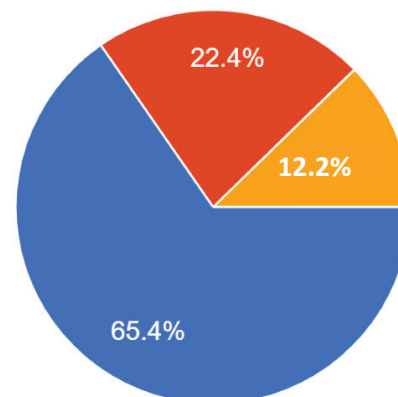
4. Engage Stakeholders

Engage with stakeholders and communities to gather feedback and input on infrastructure priorities, ensuring that infrastructure investments align with the needs and aspirations of the populace, fostering a sense of ownership and accountability.



Q6. In your opinion, has the state of Road Transport in Odisha improved over the past 5 years?

- Yes: 65.4%
- No: 22.4%
- Don't know: 12.2%



Analysis of Responses

According to the survey results, a significant majority of respondents, accounting for 65.4%, believe that the state of road transport in Odisha has improved over the past 5 years. However, it is important to note that a notable proportion of respondents, comprising 22.4%, indicated that they do not perceive any improvement, while a smaller percentage, 12.2%, expressed uncertainty about the matter.

Insights and Implications

The data suggests a generally positive perception of improvements in road transport in Odisha among the majority of respondents. This indicates potential progress made by the government in various aspects of road infrastructure development, including road construction, maintenance, and safety enhancements. The emphasis on improvements in road transport underscores the importance of investing in transportation infrastructure to support economic growth, enhance connectivity, and improve mobility for residents and businesses. However, the presence of respondents who do not perceive improvements or are uncertain highlights the need for further examination to understand the factors influencing these perceptions and identify areas for targeted interventions.

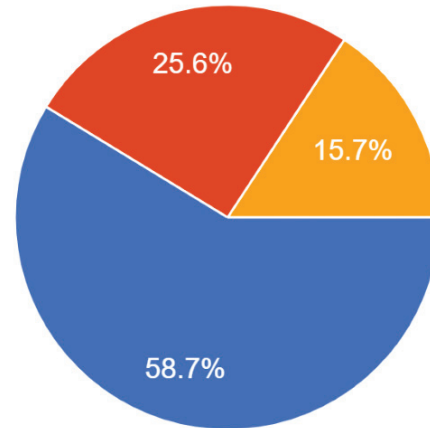
Recommendations for Action

To build upon the perceived improvements in road transport and address the concerns raised by respondents who do not perceive improvements or are uncertain, it is recommended that the Odisha government consider the following actions:

- Continue investments in road infrastructure projects to address existing gaps, improve road quality, and enhance safety features.
- Implement measures to reduce traffic congestion, improve traffic management, and enhance road user experience through effective planning and design interventions.
- Prioritize road safety initiatives, including road signage, speed management measures, and public awareness campaigns, to reduce road accidents and improve overall road safety outcomes.
- Strengthen coordination and collaboration among government agencies, transport authorities, and other stakeholders to ensure integrated and sustainable approaches to road transport development and management.

Q7. In your opinion, has the state of Employment Opportunities in Odisha improved over the past 5 years?

- Yes: 58.7%
- No: 25.6%
- Don't know: 15.7%



Analysis of Responses

According to the survey results, a majority of respondents, accounting for 58.7%, believe that the state of employment opportunities in Odisha has improved over the past 5 years. However, a significant proportion of respondents, comprising 25.6%, indicated that they do not perceive any improvement, while a notable percentage, 15.7%, expressed uncertainty about the matter.

Insights and Implications

The data suggests a mixed perception of improvements in employment opportunities in Odisha among respondents. While a majority perceive improvements, a significant portion does not perceive any change or express uncertainty. The presence of respondents who do not perceive improvements or are uncertain highlights the need for further investigation into the factors influencing these perceptions. This may include factors such as changes in economic conditions, government policies, and industry dynamics.

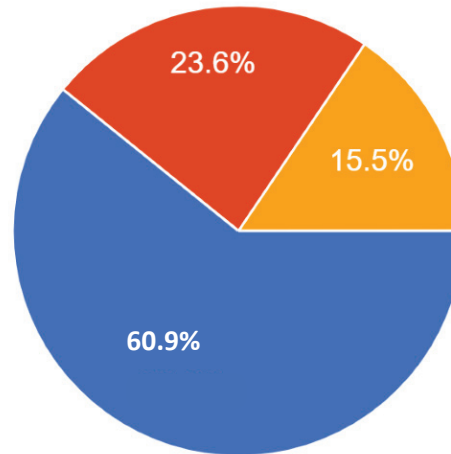
Recommendations for Action

To address the concerns raised by respondents who do not perceive improvements or are uncertain about the state of employment opportunities in Odisha, it is recommended that the government consider the following actions:

- Conduct comprehensive assessments to understand the underlying factors contributing to the mixed perceptions of employment opportunities.
- Implement targeted interventions to address identified gaps and challenges in the labor market, such as skills mismatches, lack of access to job opportunities, and barriers to employment for marginalized populations.
- Enhance collaboration between government, industry, and educational institutions to align skill development initiatives with industry needs and promote job creation.
- Strengthen monitoring and evaluation mechanisms to track progress in employment generation efforts and ensure accountability in achieving employment-related goals.

Q8. In your opinion, has the state of IT Infrastructure and Services in Odisha improved over the past 5 years?

- Yes: 60.9%**
- No: 23.6%**
- Don't know: 15.5%**



Analysis of Responses

According to the survey results, 60.9% of respondents believe that the state of IT infrastructure and services in Odisha has improved over the past 5 years. A significant proportion of respondents, 23.6%, expressed the opinion that there has been no improvement, while 15.5% indicated uncertainty about the matter.

Insights and Implications

The data suggests a mixed perception of improvements in IT infrastructure and services in Odisha among respondents. While a majority perceive improvements, a notable proportion believes that there has been no change, and a significant percentage is uncertain. This indicates a need for further examination to understand the factors influencing these perceptions and identify areas for targeted interventions to enhance IT infrastructure and services in the state.

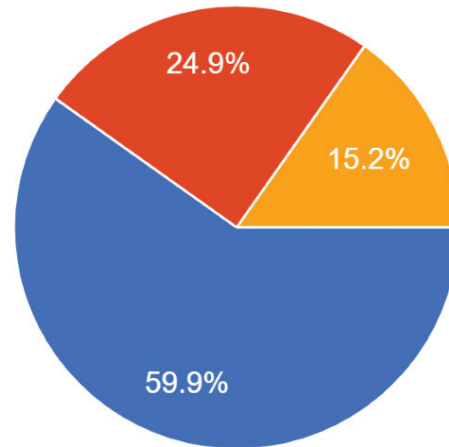
Recommendations for Action

To address the mixed perceptions of improvements in IT infrastructure and services in Odisha, the following actions are recommended:

- Conduct a comprehensive assessment of the current state of IT infrastructure and services in Odisha, including an analysis of digital connectivity, internet access, and availability of digital services.
- Develop and implement strategies to expand access to affordable and reliable internet connectivity, particularly in rural and underserved areas, to bridge the digital divide and promote digital inclusion.
- Invest in upgrading and modernizing IT infrastructure, including networks, data centers, and cybersecurity measures, to support the growing demand for digital services and enable innovation and economic growth.
- Strengthen partnerships with the private sector, academia, and civil society to leverage technology and innovation for addressing socio-economic challenges, promoting e-governance, and enhancing digital literacy and skills among the population.

Q9. In your opinion, has the state of the Industrial Sector in Odisha improved over the past 5 years?

- Yes: 59.9%
- No: 24.9%
- Don't know: 15.2%



Analysis of Responses

According to the survey results, 59.9% of respondents believe that the state of the industrial sector in Odisha has improved over the past 5 years. However, a significant proportion of respondents, 24.9%, expressed the opinion that there has been no improvement, while 15.2% indicated uncertainty about the matter.

Insights and Implications

The data reveals a mixed perception of improvements in the industrial sector in Odisha among respondents. While a majority perceive improvements, a notable proportion believes that there has been no change, and a significant percentage is uncertain. This indicates the need for further examination to understand the factors influencing these perceptions and identify areas for targeted interventions to enhance the industrial sector's growth and development in the state.

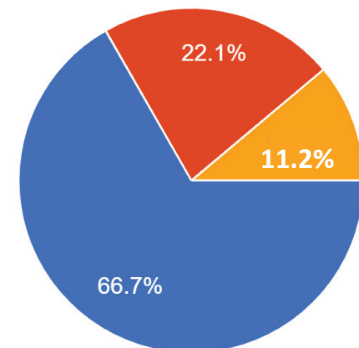
Recommendations for Action

To address the mixed perceptions of improvements in the industrial sector in Odisha, the following actions are recommended:

- Conduct a comprehensive assessment of the current state of the industrial sector in Odisha, including an analysis of key sub-sectors, investment trends, and challenges faced by industry stakeholders.
- Develop and implement policies and initiatives to promote industrial growth, attract investment, and create employment opportunities in strategic sectors, such as manufacturing, mining, energy, and tourism.
- Strengthen infrastructure and logistics support for industrial development, including transportation networks, power supply, and access to water resources, to enhance the competitiveness and sustainability of the industrial sector.
- Foster innovation and entrepreneurship by supporting research and development activities, technology adoption, and skills development initiatives to drive industrial modernization and diversification.

Q10. In your opinion, has the state of the Sports sector in Odisha improved over the past 5 years?

- Yes: 66.7%
- No: 22.1%
- Don't know: 11.2%



Analysis of Responses

According to the survey results, a significant majority of respondents, accounting for 66.7%, believe that the state of the sports sector in Odisha has improved over the past 5 years. However, it is noteworthy that a notable proportion of respondents, comprising 22.1%, indicated that they do not perceive any improvement, while a smaller percentage, 11.2%, expressed uncertainty about the matter.

Insights and Implications

The data indicates a generally positive perception of improvements in the sports sector in Odisha among the majority of respondents. This suggests potential progress made by the government and other stakeholders in various aspects of sports development, including infrastructure, talent identification, training programs, and competitive achievements. However, the presence of respondents who do not perceive improvements or are uncertain highlights the need for further examination to understand the factors influencing these perceptions and identify areas for targeted interventions to enhance sports development in the state.

Recommendations for Action

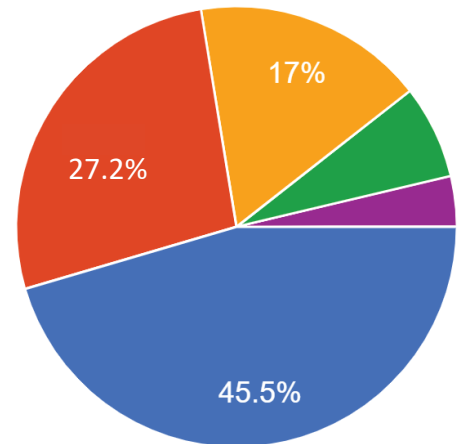
To build upon the perceived improvements in the sports sector and address the concerns raised by respondents who do not perceive improvements or are uncertain, it is recommended that the Odisha government consider the following actions:

- Invest in sports infrastructure development, including the construction and renovation of stadiums, sports complexes, and training facilities, to provide world-class facilities for athletes and promote sports participation at all levels.
- Implement talent identification and development programs to nurture and support aspiring athletes, particularly from grassroots and marginalized communities, by providing access to coaching, training, and competition opportunities.
- Strengthen partnerships with sports federations, clubs, schools, and community organizations to expand sports outreach programs, promote sports culture, and engage communities in active lifestyles and recreational activities. Enhance support for elite athletes through sports scholarships, incentives, and performance-based rewards to enable them to pursue excellence in their chosen sports and represent Odisha on national and international platforms.

Q11. How satisfied are you with the performance of the Current Government led by CM Naveen Patnaik?



Very satisfied: 45.5%
Satisfied: 27.2%
Neutral: 17%
Dissatisfied: 6.3%
Very Dissatisfied: 4%



Analysis of Responses

According to the survey results, a significant proportion of respondents expressed satisfaction with the performance of the current government led by Naveen Patnaik. Specifically, 45.5% of respondents indicated being very satisfied, while 27.2% reported being satisfied. Additionally, 17% of respondents stated they were neutral, while smaller percentages expressed dissatisfaction, with 6.3% being dissatisfied and 4% very dissatisfied.

Insights and Implications

The data suggests a generally positive perception of the performance of the current government in Odisha among the majority of respondents. The high levels of satisfaction and positive sentiment expressed by respondents indicate a perceived effectiveness of government policies, programs, and governance initiatives under the leadership of Naveen Patnaik. However, the presence of respondents who expressed neutral or negative sentiments highlights the need for further examination to understand the factors influencing their perceptions and identify areas for improvement or targeted interventions.

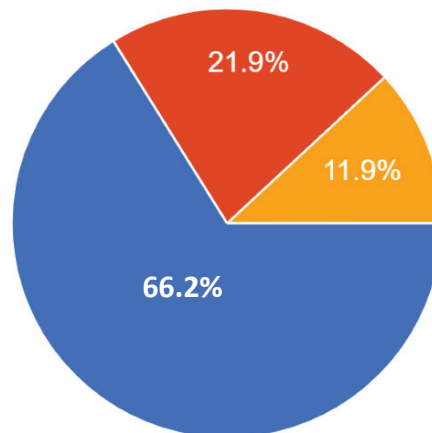
Recommendations for Action

To build upon the positive sentiment and address any concerns or areas for improvement identified by respondents, it is recommended that the Odisha government consider the following actions:

- Conduct regular stakeholder consultations and feedback mechanisms to gather input from citizens on government performance, priorities, and concerns.
- Implement transparent and accountable governance practices, including open data initiatives, public hearings, and grievance redressal mechanisms, to enhance citizen engagement and trust in government institutions.
- Focus on addressing key socio-economic challenges and delivering tangible outcomes in priority areas such as healthcare, education, infrastructure, employment, and social welfare.
- Enhance communication and outreach efforts to ensure effective dissemination of government policies, programs, and achievements, and solicit feedback from diverse segments of the population to inform policy-making and decision-making processes.

Q12. Do you want Naveen Patnaik to form the next government again?

- Yes: 66.2%
- No: 21.9%
- Don't know: 11.9%



Analysis of Responses

According to the survey results, a significant majority of respondents, comprising 66.2%, expressed their desire for Naveen Patnaik to form the next government again. Conversely, a smaller proportion of respondents, 21.9%, indicated that they do not want Naveen Patnaik to form the next government. Additionally, 11.9% of respondents expressed uncertainty about their preference for the next government formation.

Insights and Implications

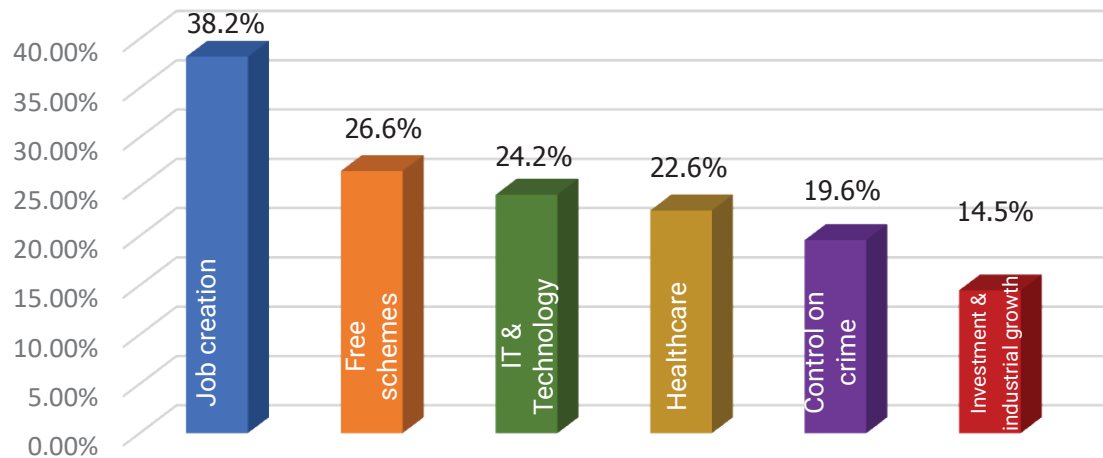
The data suggests a strong preference among respondents for Naveen Patnaik to continue leading the government in Odisha. The high level of support for his re-election indicates a positive perception of his leadership, governance style, and policies among the majority of respondents. However, the presence of respondents who expressed uncertainty or opposition to Naveen Patnaik's re-election highlights the need for further examination to understand the factors influencing their preferences and address any concerns or dissenting opinions.

Recommendations for Action

To address the diverse preferences and concerns expressed by respondents regarding the formation of the next government led by Naveen Patnaik, it is recommended that the Odisha government consider the following actions:

- Engage in dialogue and consultation with citizens to understand their expectations, aspirations, and priorities for the next government formation, and incorporate their feedback into policy-making and decision-making processes.
- Communicate the government's vision, achievements, and plans for the future to build trust and confidence among citizens and garner support for Naveen Patnaik's re-election bid.
- Address key socio-economic challenges, governance issues, and development priorities through targeted interventions and policy initiatives to demonstrate the government's commitment to improving the quality of life and well-being of all residents of Odisha.
- Foster inclusivity, transparency, and accountability in the electoral process to ensure fair and free elections and uphold the democratic principles and values of the state.

Q13. What do you wish from the next government to focus more on?



Analysis of Responses

According to the survey results, respondents expressed diverse priorities for the focus areas of the next government. The majority of respondents identified job creation (38.2%) as the top priority, followed closely by free schemes (26.6%) and IT & Technology (24.2%). Additionally, a significant proportion of respondents emphasized the importance of Healthcare (22.6%), control on crime (19.6%) and bringing more investment and supporting industrial growth (14.5%) as next government's focus areas.

Insights and Implications

High priority on job creation and healthcare signals the urgency to address unemployment issues and public health challenges respectively to tackle unemployment, poverty, and socio-economic gaps, and ensure quality healthcare access. Additionally, prioritizing IT & Technology acknowledges its pivotal role in driving innovation and growth. Concerns over crime and industrial growth underscore the call for robust law enforcement and strategies to boost investment, business, and employment prospects.

Recommendations for Action

To address the diverse priorities identified by respondents for the focus areas of the next government, it is recommended that the Odisha government consider the following actions:

- Develop and implement comprehensive healthcare policies to enhance accessibility, affordability, and quality of services, addressing public health challenges effectively.
- Strategize initiatives for job creation, skill enhancement, and entrepreneurship to provide educational and employment avenues, particularly for marginalized groups and youth.
- Expand social welfare schemes to combat poverty, hunger, and social exclusion, ensuring equitable access to essential services for vulnerable communities.
- Strengthen law enforcement, enhance crime prevention measures, and promote community policing to bolster public safety and uphold the rule of law effectively, while also fostering industrial development.



The findings of this survey provide valuable insights into public sentiment regarding governance and development in Odisha, shedding light on citizen perspectives, priorities, and preferences. Through a comprehensive analysis of responses to diverse survey questions, several key conclusions emerge, highlighting both areas of satisfaction and areas for improvement in governance and policy-making.

Firstly, the overwhelming satisfaction expressed by respondents with the performance of the current government, led by Naveen Patnaik, underscores a positive perception of governance initiatives and policies. With a significant majority indicating satisfaction and a strong desire for continuity in leadership, there is a clear vote of confidence in the government's efforts to address the needs and aspirations of citizens.

Additionally, the survey highlights specific areas where the government has made significant strides, such as healthcare, education, and infrastructure development. Respondents acknowledged improvements in these sectors over the past five years, reflecting the impact of government interventions and investments in key areas of public welfare and development.

However, the survey also identifies areas that require attention and further action from policymakers. Concerns regarding job creation, healthcare access, and infrastructure development underscore the complex challenges facing the state and the need for targeted interventions to address socio-economic disparities and enhance quality of life for all residents.

Overall, the findings of this survey serve as a call to action for policymakers to build upon the strengths and successes of the current government while addressing the concerns and aspirations of citizens. By incorporating citizen feedback into policy formulation and decision-making processes, the government can foster greater accountability, transparency, and responsiveness in governance, ultimately advancing the socio-economic development agenda for the benefit of all residents of Odisha.

As Odisha continues on its path of progress and transformation, the insights gleaned from this survey can serve as a roadmap for inclusive and sustainable development, guided by the principles of citizen engagement, empowerment, and equity. Through collaborative efforts and concerted action, policymakers, stakeholders, and the wider community can work together to realize the vision of a prosperous, inclusive, and resilient Odisha.





Gyana Swain

Consulting Editor & VP-Communications, JewelsOfOdisha

Gyana Swain brings a wealth of experience to his role as Consulting Editor and Vice President of Communications at JewelsOfOdisha. With a distinguished career in journalism, Gyana has held senior editorial positions at renowned media organizations such as Cybermedia, a research and data-driven technology business media house, and PTI, India's premier news agency. His expertise in data analysis, strategic communications, and investigative reporting has been instrumental in shaping public discourse and driving meaningful change in governance and society. With a passion for storytelling and a keen eye for detail, Gyana spearheaded the conceptualization and execution of the Odisha Citizen Sentiment Survey, leveraging his expertise to ensure a rigorous methodology and insightful analysis of the data collected.



Sagar Rath

Associate Editor, JewelsOfOdisha

Sagar Rath serves as the Associate Editor at JewelsOfOdisha, drawing on his extensive experience in Odisha's political and social landscape. During his tenure at Zee News Odisha, Sagar held a senior editorial role, where he garnered insights into the state's dynamic socio-political environment and cultivated a deep understanding of grassroots issues. His keen insight and dedication to journalistic integrity have contributed significantly to the comprehensive analysis and presentation of the survey findings. With a background in journalism and a commitment to data-driven storytelling, Sagar played a pivotal role in compiling, analyzing, and synthesizing the findings of the Odisha Citizen Sentiment Survey, ensuring accuracy, relevance, and clarity in the final report.

Acknowledgement

The authors would like to extend their sincere gratitude to the team of over 50 dedicated field surveyors whose tireless efforts and unwavering commitment made this survey possible. Their invaluable contributions in collecting and collating data from across the state were instrumental in capturing the diverse voices and perspectives of the people of Odisha.

About JewelsOfOdisha

JewelsOfOdisha is a leading media platform dedicated to promoting awareness, dialogue, and engagement on issues of significance to the people of Odisha. Through our diverse range of content, including news articles, opinion pieces, and research reports, we strive to empower citizens, foster accountability, and drive positive change in governance and society.



KALINGA
DIGITAL MEDIA

KALINGA DIGITAL MEDIA PVT. LTD.

VAR House, A-84A/3, Rose Apartment, Paryavaran Complex

IGNOU road, New Delhi – 110030

Tel: 011-41656383,41655458, Email: info@varindia.com